

# Explorer Series, 48 Cell Modules

## Electrical Data<sup>1</sup>

All data refers to STC (AM 1.5, 1000 W/m<sup>2</sup>, 25°C)

Parameter	200	210	215	220
Peak Power P <sub>max</sub> (Wp)	200	210	215	220
Maximum Voltage V <sub>mpp</sub> (V)	25.2	25.8	26.5	26.8
Maximum Current I <sub>mpp</sub> (A)	7.97	8.15	8.17	8.21
Open Circuit Voltage V <sub>oc</sub> (V)	29.9	30.44	31.27	31.62
Short Circuit Current I <sub>sc</sub> (A)	8.59	8.72	8.74	8.79
Module Efficiency (%)	15.25	15.93	16.31	16.69

1) STC: 1000 W/m<sup>2</sup> irradiance, 25°C cell temperature, AM1.5g spectrum according to EN 60904-3.  
Average relative efficiency reduction of 5% at 200 W/m<sup>2</sup> according to EN 60904-1.

## Electrical Parameters at NOCT<sup>2</sup>

Parameter	146	153	158	160
Power (W)	146	153	158	160
V@P <sub>max</sub> (V)	22.68	23.22	23.85	24.12
I@P <sub>max</sub> (A)	6.45	6.61	6.62	6.65
V <sub>oc</sub> (V)	7.91	8.02	8.05	8.07
I <sub>sc</sub> (A)	6.95	7.06	7.08	7.12

2) NOCT irradiance 800 W/m<sup>2</sup>, ambient temperature 20°C, wind speed 1 m/sec

## Temperature Coefficients (Tc) permissible operating conditions

Tc of Open Circuit Voltage (β)	-0.31%/C
Tc of Short Circuit Current (α)	0.0402%/C
Tc of Power (γ)	-0.426%/C
Maximum System Voltage	1000V
NOCT	45C ± 2C
Temperature Range	-40C TO +85C

## Mechanical Data

Length × Width × Height	1335 X 987 X 40mm
Weight	17Kgs
Junction Box	1P67, 3 By Pass Diodes
Cable & Connectors	1000mm Length Mc4 Connectors
Application Class	Class A [Safety Class II]
Superstrate	3.2mm High Transmission Low Iron Tempered Glass, AR Coated
Cells	60 Cells, 4BB/5BB Cells, Poly   Mono
Cell Encapsulant	EVA
Back Sheet	PET
Frame	Anodized Al Alloy Type 6063
Mechanical Load Test	5400 PA

## Warranty and Certifications

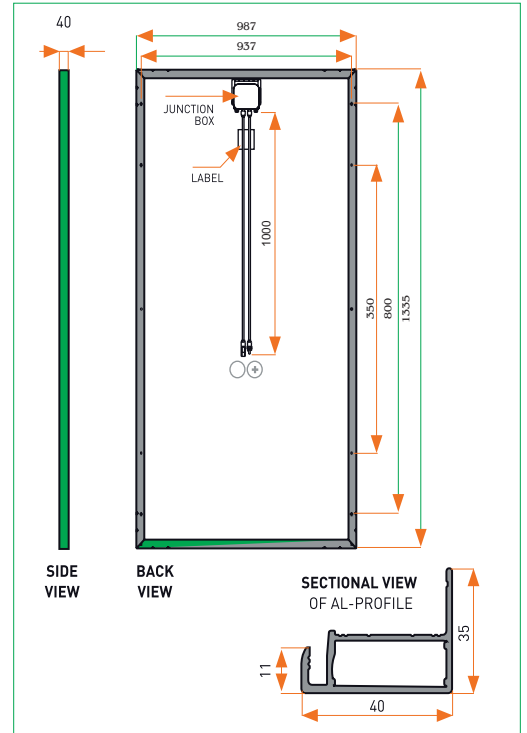
Product Warranty**	10 years
Performance Warranty**	Linear power warranty for 25 years with 2.5% for 1st year degradation and 0.67% from year 2 to year 25
Approvals and Certificates	IEC 61215, IEC 61730 Part 1 & 2 IEC 61701

\*\* Refer to IB Solar Warranty Document For Terms & Conditions

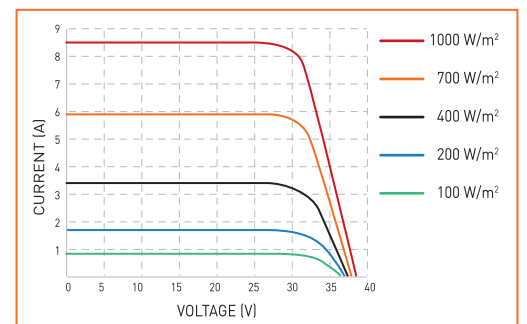
**CAUTION:** READ SAFETY AND INSTALLATION MANUAL BEFORE USING THE PRODUCT.

Specifications included in this datasheet are subject to change without notice. Electrical data without guarantee. Please confirm your exact requirement with the company representative while placing your order.

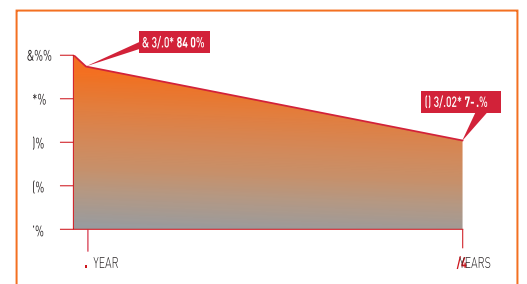
## Dimensions in mm



## Typical I-V Curves



## Performance Warranty



A Product Of:

**Integrated Batteries India Pvt Ltd**

D-127, Sector-63 Noida (U.P.)

www.ibsolar.co.in